

NOW AVAILABLE for patients with **moderate to severe** Alzheimer's disease

NEW ARICEPT® 23 mg tablet

DOSAGE	PACKAGE SIZE	NDC
23 mg/day 	Bottles of 30	62856-247-30
	Bottles of 90	62856-247-90

Tablet is shown at actual size.



Storage

☞ Tablets should be stored at controlled room temperature, 15°C to 30°C (59°F to 86°F)

Indication

ARICEPT is indicated for the treatment of dementia of the Alzheimer's type. Efficacy has been demonstrated in patients with mild, moderate, and severe Alzheimer's disease (AD).

The indicated doses are: 5 mg/day for mild to moderate AD; 10 mg/day for mild, moderate, and severe AD; and 23 mg/day for moderate to severe AD.

The recommended starting dose of ARICEPT is 5 mg/day. A dose of 10 mg/day can be administered once patients have been on 5 mg/day for 4 to 6 weeks; 23 mg/day can be administered once patients have been on 10 mg/day for at least 3 months.

IMPORTANT SAFETY INFORMATION

ARICEPT, a cholinesterase inhibitor, has the potential to increase gastric acid secretion. Patients at risk for developing ulcers, including those receiving concurrent NSAIDs, should be monitored closely for gastrointestinal bleeding.

Syncope episodes have been reported in association with the use of ARICEPT.

ARICEPT should be used cautiously in patients undergoing anesthesia and with certain preexisting conditions, such as bradycardia, seizure disorder, asthma/chronic obstructive pulmonary disease, and bladder outflow disorders, as cholinesterase inhibitors have the potential to exacerbate these conditions.

The use of ARICEPT 23 mg/day is associated with weight loss. Consideration should be given when prescribing ARICEPT 23 mg/day to patients of lower weight.

In clinical trials, the most common adverse events seen with ARICEPT were nausea, diarrhea, insomnia, vomiting, muscle cramps, fatigue, and anorexia. The incidence of nausea and vomiting was markedly greater in patients taking ARICEPT 23 mg/day vs patients continued on ARICEPT 10 mg/day.

Please consult accompanying full prescribing and patient information.



ARICEPT® is a registered trademark of Eisai Co., Ltd.
AAR00257 © 2010 Eisai Inc. and Pfizer Inc.
All rights reserved. Printed in USA/July 2010




Aricept[®]
donepezil HCl tablet
23 mg

HIGHLIGHTS OF PRESCRIBING INFORMATION

These highlights do not include all the information needed to use ARICEPT safely and effectively. See full prescribing information for ARICEPT Tablets and ARICEPT Orally Disintegrating Tablets (ODT)

ARICEPT® (donepezil hydrochloride) tablets
Initial U.S. Approval: 1996

-----**RECENT MAJOR CHANGES**-----

Addition of new dosage strength: ARICEPT 23 mg

-----**INDICATIONS AND USAGE**-----

ARICEPT is indicated for the treatment of dementia of the Alzheimer’s type. Efficacy has been demonstrated in patients with mild, moderate, and severe Alzheimer’s Disease (1.0).

-----**DOSAGE AND ADMINISTRATION**-----

- **Mild to Moderate Alzheimer’s disease** - 5 mg or 10 mg administered once daily (2.1)
- **Moderate to Severe Alzheimer’s disease** - 10 mg or 23 mg administered once daily (2.2)

A dose of 10 mg once daily can be administered once patients have been on a daily dose of 5 mg for 4 to 6 weeks. A dose of 23 mg once daily can be administered once patients have been on a dose of 10 mg once daily for at least 3 months (2.3).

-----**DOSAGE FORMS AND STRENGTHS**-----

- Tablets: 5 mg, 10 mg and 23 mg (3)
- Orally Disintegrating Tablets (ODT): 5 mg and 10 mg (3)

-----**CONTRAINDICATIONS**-----

- Patients with known hypersensitivity to donepezil hydrochloride or to piperidine derivatives (4)

-----**WARNINGS AND PRECAUTIONS**-----

- Cholinesterase inhibitors are likely to exaggerate succinylcholine-type muscle relaxation during anesthesia (5.1).
- Cholinesterase inhibitors may have vagotonic effects on the sinoatrial and atrioventricular nodes manifesting as bradycardia or heart block (5.2).

- ARICEPT can cause vomiting. Patients should be observed closely at initiation of treatment and after dose increases (5.3).
- Patients should be monitored closely for symptoms of active or occult gastrointestinal (GI) bleeding, especially those at increased risk for developing ulcers (5.4).
- The use of ARICEPT in a dose of 23 mg once daily is associated with weight loss (5.5).
- Cholinomimetics may cause bladder outflow obstructions (5.6).
- Cholinomimetics are believed to have some potential to cause generalized convulsions (5.7).
- Cholinesterase inhibitors should be prescribed with care to patients with a history of asthma or obstructive pulmonary disease (5.8).

-----**ADVERSE REACTIONS**-----

The most common adverse reactions in clinical studies of ARICEPT are nausea, diarrhea, insomnia, vomiting, muscle cramps, fatigue, and anorexia (6.1).

To report SUSPECTED ADVERSE REACTIONS, contact Eisai Inc. at 1-888-274-2378 (fax 1-201-746-3207) or FDA at 1-800-FDA-1088 or www.fda.gov/medwatch.

-----**DRUG INTERACTIONS**-----

- Cholinesterase inhibitors have the potential to interfere with the activity of anticholinergic medications (7.3).
- A synergistic effect may be expected with concomitant administration of succinylcholine, similar neuromuscular blocking agents, or cholinergic agonists (7.4).

-----**USE IN SPECIFIC POPULATIONS**-----

- Based on animal data, ARICEPT may cause fetal harm (8.1).

See 17 for PATIENT COUNSELING INFORMATION

Revised: July 2010

FULL PRESCRIBING INFORMATION: CONTENTS*

1. INDICATIONS AND USAGE

2. DOSAGE AND ADMINISTRATION

- 2.1. Mild to Moderate Alzheimer’s Disease
- 2.2. Moderate to Severe Alzheimer’s Disease
- 2.3. Titration

3. DOSAGE FORMS AND STRENGTHS

4. CONTRAINDICATIONS

5. WARNINGS AND PRECAUTIONS

- 5.1. Anesthesia
- 5.2. Cardiovascular Conditions
- 5.3. Nausea and Vomiting
- 5.4. Peptic Ulcer Disease and GI Bleeding
- 5.5. Weight Loss
- 5.6. Genitourinary Conditions
- 5.7. Neurological Conditions
- 5.8. Pulmonary Conditions

6. ADVERSE REACTIONS

- 6.1. Clinical Studies Experience
- 6.2. Postmarketing Experience

7. DRUG INTERACTIONS

- 7.1. Effects of ARICEPT on the Metabolism of Other Drugs
- 7.2. Effects of Other Drugs on the Metabolism of ARICEPT
- 7.3. Use with Anticholinergics
- 7.4. Use with Cholinomimetics and Other Cholinesterase Inhibitors

8. USE IN SPECIFIC POPULATIONS

- 8.1. Pregnancy
- 8.2. Nursing Mothers
- 8.3. Pediatric Use
- 8.4. Geriatric Use
- 8.5. Low Weight Individuals

10. OVERDOSAGE

11. DESCRIPTION

12. CLINICAL PHARMACOLOGY

- 12.1. Mechanism of Action
- 12.2. Pharmacokinetics

13. NONCLINICAL TOXICOLOGY

- 13.1. Carcinogenesis, Mutagenesis, Impairment of Fertility

14. CLINICAL STUDIES

- 14.1. Mild to Moderate Alzheimer’s Disease
- 14.2. Moderate to Severe Alzheimer’s Disease

16. HOW SUPPLIED/STORAGE AND HANDLING

- 16.1. ARICEPT Tablets
- 16.2. ARICEPT ODT

17. PATIENT COUNSELING INFORMATION

*Sections or subsections omitted from the full prescribing information are not listed.

FULL PRESCRIBING INFORMATION

1. INDICATIONS AND USAGE

ARICEPT is indicated for the treatment of dementia of the Alzheimer's type. Efficacy has been demonstrated in patients with mild, moderate, and severe Alzheimer's disease.

2. DOSAGE AND ADMINISTRATION

ARICEPT should be taken in the evening, just prior to retiring.

ARICEPT can be taken with or without food and should be swallowed whole with water. ARICEPT should not be split or crushed.

The 23 mg tablet should not be crushed or chewed because this may increase its rate of absorption.

Allow ARICEPT ODT tablet to dissolve on the tongue and follow with water.

2.1. Mild to Moderate Alzheimer's Disease

The dosages of ARICEPT shown to be effective in controlled clinical trials are 5 mg and 10 mg administered once per day.

The higher dose of 10 mg did not provide a statistically significantly greater clinical benefit than 5 mg. There is a suggestion, however, based upon order of group mean scores and dose trend analyses of data from these clinical trials, that a daily dose of 10 mg of ARICEPT might provide additional benefit for some patients. Accordingly, whether or not to employ a dose of 10 mg is a matter of prescriber and patient preference.

2.2. Moderate to Severe Alzheimer's Disease

ARICEPT has been shown to be effective in controlled clinical trials at doses of 10 mg and 23 mg administered once daily. Results of a controlled clinical trial in moderate to severe Alzheimer's Disease that compared ARICEPT 23 mg once daily to 10 mg once daily suggest that a 23 mg dose of ARICEPT provided additional benefit.

2.3. Titration

The recommended starting dose of ARICEPT is 5 mg once daily. Evidence from the controlled trials in mild to moderate Alzheimer's disease indicates that the 10 mg dose, with a one week titration, is likely to be associated with a higher incidence of cholinergic adverse events compared to the 5 mg dose. In open-label trials using a 6 week titration, the type and frequency of these same adverse events were similar between the 5 mg and 10 mg dose groups. Therefore, because ARICEPT steady state is achieved about 15 days after it is started and because the incidence of untoward effects may be influenced by the rate of dose escalation, a dose of 10 mg should not be administered until patients have been on a daily dose of 5 mg for 4 to 6 weeks. A dose of 23 mg once daily can be administered once patients have been on a dose of 10 mg once daily for at least 3 months.

3. DOSAGE FORMS AND STRENGTHS

ARICEPT is supplied as film-coated, round tablets containing 5 mg, 10 mg, or 23 mg of donepezil hydrochloride.

The 5 mg tablets are white. The strength, in mg (5), is debossed on one side and ARICEPT is debossed on the other side.

The 10 mg tablets are yellow. The strength, in mg (10), is debossed on one side and ARICEPT is debossed on the other side.

The 23 mg tablets are reddish. The strength, in mg (23), is debossed on one side, and ARICEPT is debossed on the other side.

ARICEPT ODT is supplied as round tablets containing either 5 mg or 10 mg of donepezil hydrochloride.

The 5 mg orally disintegrating tablets are white. The strength, in mg (5), is embossed on one side and ARICEPT is embossed on the other side.

The 10 mg orally disintegrating tablets are yellow. The strength, in mg (10), is embossed on one side and ARICEPT is embossed on the other side.

4. CONTRAINDICATIONS

ARICEPT is contraindicated in patients with known hypersensitivity to donepezil hydrochloride or to piperidine derivatives.

5. WARNINGS AND PRECAUTIONS

5.1. Anesthesia

ARICEPT, as a cholinesterase inhibitor, is likely to exaggerate succinylcholine-type muscle relaxation during anesthesia.

5.2. Cardiovascular Conditions

Because of their pharmacological action, cholinesterase inhibitors may have vagotonic effects on the sinoatrial and atrioventricular nodes. This effect may manifest as bradycardia or heart block in patients both with and without known underlying cardiac conduction abnormalities. Syncopal episodes have been reported in association with the use of ARICEPT.

5.3. Nausea and Vomiting

ARICEPT, as a predictable consequence of its pharmacological properties, has been shown to produce diarrhea, nausea, and vomiting. These effects, when they occur, appear more frequently with the 10 mg/day dose than with the 5 mg/day dose, and more frequently with the 23 mg dose than with the 10 mg dose. Specifically, in a controlled trial that compared a dose of 23 mg/day to 10 mg/day in patients who had been treated with donepezil 10 mg/day for at least three months, the incidence of nausea in the 23 mg group was markedly greater than in the patients who continued on 10 mg/day (11.8% vs 3.4%, respectively), and the incidence of vomiting in the 23 mg group was markedly greater than in the 10 mg group (9.2% vs 2.5%, respectively). The percent of patients who discontinued treatment due to vomiting in the 23 mg group was markedly higher than in the 10 mg group (2.9% vs 0.4%, respectively).

Although in most cases, these effects have been mild and transient, sometimes lasting one to three weeks, and have resolved during continued use of ARICEPT, patients should be observed closely at the initiation of treatment and after dose increases.

5.4. Peptic Ulcer Disease and GI Bleeding

Through their primary action, cholinesterase inhibitors may be expected to increase gastric acid secretion due to increased cholinergic activity. Therefore, patients should be monitored closely for symptoms of active or occult gastrointestinal bleeding, especially those at increased risk for developing ulcers, e.g., those with a history of ulcer disease or those receiving concurrent nonsteroidal anti-inflammatory drugs (NSAIDs). Clinical studies of ARICEPT in a dose of 5 mg/day to 10 mg/day have shown no increase, relative to placebo, in the incidence of either peptic ulcer disease or gastrointestinal bleeding. Results of a controlled clinical study with 23 mg/day showed an increase, relative to 10 mg/day, in the incidence of peptic ulcer disease (0.4% vs. 0.2%) and gastrointestinal bleeding from any site (1.1% vs. 0.6%).

5.5. Weight Loss

Weight loss was reported as an adverse event in 4.7% of patients assigned to ARICEPT in a dose of 23 mg/day compared to 2.5% of patients assigned to 10 mg/day. Compared to their baseline weights, 8.4% of patients taking 23 mg/day were found to have a weight decrease of $\geq 7\%$ by the end of the study, while 4.9% of patients taking 10 mg/day were found to have weight loss of $\geq 7\%$ at the end of the study.

5.6 Genitourinary Conditions

Although not observed in clinical trials of ARICEPT, cholinomimetics may cause bladder outflow obstruction.

5.7 Neurological Conditions: Seizures

Cholinomimetics are believed to have some potential to cause generalized convulsions. However, seizure activity also may be a manifestation of Alzheimer's disease.

5.8 Pulmonary Conditions

Because of their cholinomimetic actions, cholinesterase inhibitors should be prescribed with care to patients with a history of asthma or obstructive pulmonary disease.

6. ADVERSE REACTIONS

6.1. Clinical Studies Experience

ARICEPT 5 mg/day and 10 mg/day

Mild to Moderate Alzheimer's Disease

Adverse Events Leading to Discontinuation

The rates of discontinuation from controlled clinical trials of ARICEPT due to adverse events for the ARICEPT 5 mg/day treatment groups were comparable to those of placebo treatment groups at approximately 5%. The rate of discontinuation of patients who received 7-day escalations from 5 mg/day to 10 mg/day was higher at 13%.

The most common adverse events leading to discontinuation, defined as those occurring in at least 2% of patients and at twice or more the incidence seen in placebo patients, are shown in Table 1.

Dose Group	Placebo	5 mg/day ARICEPT	10 mg/day ARICEPT
Patients Randomized	355	350	315
Event/%Discontinuing			
Nausea	1%	1%	3%
Diarrhea	0%	<1%	3%
Vomiting	<1%	<1%	2%

Most Frequent Adverse Events Seen in Association with the Use of ARICEPT

The most common adverse events, defined as those occurring at a frequency of at least 5% in patients receiving 10 mg/day and twice the placebo rate, are largely predicted by ARICEPT's cholinomimetic effects. These include nausea, diarrhea, insomnia, vomiting, muscle cramp, fatigue and anorexia. These adverse events were often of mild intensity and transient, resolving during continued ARICEPT treatment without the need for dose modification.

There is evidence to suggest that the frequency of these common adverse events may be affected by the rate of titration. An open-label study was conducted with 269 patients who received placebo in the 15 and 30-week studies. These patients were titrated to a dose of 10 mg/day over a 6-week period. The rates of common adverse events were lower than those seen in patients titrated to 10 mg/day over one week in the controlled clinical trials and were comparable to those seen in patients on 5 mg/day.

See Table 2 for a comparison of the most common adverse events following one and six week titration regimens.

Adverse Event	No titration		One week titration	Six week titration
	Placebo (n=315)	5 mg/day (n=311)	10 mg/day (n=315)	10 mg/day (n=269)
Nausea	6%	5%	19%	6%
Diarrhea	5%	8%	15%	9%
Insomnia	6%	6%	14%	6%
Fatigue	3%	4%	8%	3%
Vomiting	3%	3%	8%	5%
Muscle cramps	2%	6%	8%	3%
Anorexia	2%	3%	7%	3%

Adverse Events Reported in Controlled Trials

The events cited reflect experience gained under closely monitored conditions of clinical trials in a highly selected patient population. In actual clinical practice or in other clinical trials, these frequency estimates may not apply, as the conditions of use, reporting behavior, and the kinds of patients treated may differ. Table 3 lists treatment emergent signs and symptoms that were reported in at least 2% of patients in placebo-controlled trials who received ARICEPT and for which the rate of occurrence was greater for patients treated with ARICEPT than with placebo. In general, adverse events occurred more frequently in female patients and with advancing age.

Body System/Adverse Event	Placebo (n=355)	ARICEPT (n=747)
Percent of Patients with any Adverse Event	72	74
Body as a Whole		
Headache	9	10
Pain, various locations	8	9
Accident	6	7
Fatigue	3	5
Cardiovascular System		
Syncope	1	2
Digestive System		
Nausea	6	11
Diarrhea	5	10
Vomiting	3	5
Anorexia	2	4
Hemic and Lymphatic System		
Ecchymosis	3	4
Metabolic and Nutritional Systems		
Weight Decrease	1	3
Musculoskeletal System		
Muscle Cramps	2	6
Arthritis	1	2
Nervous System		
Insomnia	6	9
Dizziness	6	8
Depression	<1	3
Abnormal Dreams	0	3
Somnolence	<1	2
Urogenital System		
Frequent Urination	1	2

Other Adverse Events Observed During Clinical Trials

ARICEPT has been administered to over 1700 individuals during clinical trials worldwide. Approximately 1200 of these patients have been treated for at least 3 months and more than 1000 patients have been treated for at least 6 months. Controlled and uncontrolled trials in the United States included approximately 900 patients. In regards to the highest dose of 10 mg/day, this population includes 650 patients treated for 3 months, 475 patients treated for 6 months and 116 patients treated for over 1 year. The range of patient exposure is from 1 to 1214 days.

Treatment emergent signs and symptoms that occurred during three controlled clinical trials and two open-label trials in the United States were recorded as adverse events by the clinical investigators using terminology of their own choosing. To provide an overall estimate of the proportion of individuals having similar types of events, the events were grouped into a smaller number of standardized categories using a modified COSTART dictionary, and event frequencies were calculated across all studies. These categories are used in the listing below. The frequencies represent the proportion of 900 patients from these trials who experienced that event while receiving ARICEPT. All adverse events occurring at least twice are included, except for those already listed in Tables 2 or 3, COSTART terms too general to be informative, or events less likely to be drug related. Events are classified by body system and listed using the following definitions: *Frequent adverse events* - those occurring in at least 1/100 patients; *Infrequent adverse events* - those occurring in 1/100 to 1/1000 patients. These adverse events are not necessarily related to ARICEPT treatment and in most cases were observed at a similar frequency in placebo treated patients in the controlled studies. No important additional adverse events were seen in studies conducted outside the United States.

Body as a Whole: *Frequent:* influenza, chest pain, toothache; *Infrequent:* fever, edema face, periorbital edema, hernia hiatal, abscess, cellulitis, chills, generalized coldness, head fullness, listlessness.

Cardiovascular System: *Frequent:* hypertension, vasodilation, atrial fibrillation, hot flashes, hypotension; *Infrequent:* angina pectoris, postural hypotension, myocardial infarction, AV block (first degree), congestive heart failure, arteritis, bradycardia, peripheral vascular disease, supraventricular tachycardia, deep vein thrombosis.

Digestive System: *Frequent:* fecal incontinence, gastrointestinal bleeding, bloating, epigastric pain; *Infrequent:* eructation, gingivitis, increased appetite, flatulence, periodontal abscess, cholelithiasis, diverticulitis, drooling, dry mouth, fever sore, gastritis, irritable colon, tongue edema, epigastric distress, gastroenteritis, increased transaminases, hemorrhoid, ileus, increased thirst, jaundice, melena, polydipsia, duodenal ulcer, stomach ulcer.

Endocrine System: *Infrequent:* diabetes mellitus, goiter.

Hemic and Lymphatic System: *Infrequent:* anemia, thrombocythemia, thrombocytopenia, eosinophilia, erythrocytopenia.

Metabolic and Nutritional Disorders: *Frequent:* dehydration; *Infrequent:* gout, hypokalemia, increased creatine kinase, hyperglycemia, weight increase, increased lactate dehydrogenase.

Musculoskeletal System: *Frequent:* bone fracture; *Infrequent:* muscle weakness, muscle fasciculation.

Nervous System: *Frequent:* delusions, tremor, irritability, paresthesia, aggression, vertigo, ataxia, increased libido, restlessness, abnormal crying, nervousness, aphasia; *Infrequent:* cerebrovascular accident, intracranial hemorrhage, transient ischemic attack, emotional lability, neuralgia, coldness (localized), muscle spasm, dysphoria, gait abnormality, hypertonia, hypokinesia, neurodermatitis, numbness (localized), paranoia, dysarthria, dysphasia, hostility, decreased libido, melancholia, emotional withdrawal, nystagmus, pacing.

Respiratory System: *Frequent:* dyspnea, sore throat, bronchitis; *Infrequent:* epistaxis, post nasal drip, pneumonia, hyperventilation, pulmonary congestion, wheezing, hypoxia, pharyngitis, pleurisy, pulmonary collapse, sleep apnea, snoring.

Skin and Appendages: *Frequent:* pruritus, diaphoresis, urticaria; *Infrequent:* dermatitis, erythema, skin discoloration, hyperkeratosis, alopecia, fungal dermatitis, herpes zoster, hirsutism, skin striae, night sweats, skin ulcer.

Special Senses: *Frequent:* cataract, eye irritation, vision blurred; *Infrequent:* dry eyes, glaucoma, earache, tinnitus, blepharitis, decreased hearing, retinal hemorrhage, otitis externa, otitis media, bad taste, conjunctival hemorrhage, ear buzzing, motion sickness, spots before eyes.

Urogenital System: *Frequent:* urinary incontinence, nocturia; *Infrequent:* dysuria, hematuria, urinary urgency, metrorrhagia, cystitis, enuresis, prostate hypertrophy, pyelonephritis, inability to empty bladder, breast fibroadenosis, fibrocystic breast, mastitis, pyuria, renal failure, vaginitis.

Severe Alzheimer's Disease

Adverse Events Leading to Discontinuation

The rates of discontinuation from controlled clinical trials of ARICEPT due to adverse events for the ARICEPT patients were approximately 12% compared to 7% for placebo patients. The most common adverse events leading to discontinuation, defined as those occurring in at least 2% of ARICEPT patients and at twice or more the incidence seen in placebo, were anorexia (2% vs. 1% placebo), nausea (2% vs. <1% placebo), diarrhea (2% vs. 0% placebo) and urinary tract infection (2% vs. 1% placebo).

Most Frequent Adverse Events Seen in Association with the Use of ARICEPT

The most common adverse events, defined as those occurring at a frequency of at least 5% in patients receiving ARICEPT and at twice or more the placebo rate, are largely predicted by ARICEPT's cholinomimetic effects. These include diarrhea, anorexia, vomiting, nausea, and ecchymosis. These adverse events were often of mild intensity and transient, resolving during continued ARICEPT treatment without the need for dose modification.

Adverse Events Reported in Controlled Trials

Table 4 lists adverse events that were reported in at least 2% of patients in placebo-controlled trials who received ARICEPT and for which the rate of occurrence was greater for patients treated with ARICEPT than with placebo.

Table 4. Adverse Events Reported in Controlled Clinical Trials in Severe Alzheimer's Disease in at Least 2% of Patients Receiving ARICEPT and at a Higher Frequency than Placebo Treated Patients		
Body System/Adverse Event	Placebo (n=392)	ARICEPT (n=501)
Percent of Patients with any Adverse Event	73	81
Body as a Whole		
Accident	12	13
Infection	9	11
Headache	3	4
Pain	2	3
Back Pain	2	3
Fever	1	2
Chest Pain	<1	2
Cardiovascular System		
Hypertension	2	3
Hemorrhage	1	2
Syncope	1	2
Digestive System		
Diarrhea	4	10
Vomiting	4	8
Anorexia	4	8
Nausea	2	6
Hemic and Lymphatic System		
Ecchymosis	2	5
Metabolic and Nutritional Systems		
Creatine Phosphokinase Increased	1	3
Dehydration	1	2
Hyperlipemia	<1	2
Nervous System		
Insomnia	4	5
Hostility	2	3
Nervousness	2	3
Hallucinations	1	3
Somnolence	1	2
Dizziness	1	2
Depression	1	2
Confusion	1	2
Emotional Lability	1	2
Personality Disorder	1	2
Skin And Appendages		
Eczema	2	3
Urogenital System		
Urinary Incontinence	1	2

Other Adverse Events Observed During Clinical Trials

ARICEPT has been administered to over 600 patients with severe Alzheimer's disease during clinical trials of at least 6 months duration, including three double-blind placebo-controlled trials, two of which had an open label extension. All adverse events occurring at least twice are included, except for those already listed in Table 4, COSTART terms too general to be informative, or events less likely to be drug related. Events are classified by body system using the COSTART dictionary and listed using the following definitions: *Frequent adverse events* - those occurring in at least 1/100 patients; *Infrequent adverse events* - those occurring in

1/100 to 1/1000 patients. These adverse events are not necessarily related to ARICEPT treatment and in most cases were observed at a similar frequency in placebo treated patients in the controlled studies.

Body as a Whole: *Frequent:* abdominal pain, asthenia, fungal infection, flu syndrome; *Infrequent:* allergic reaction, cellulitis, malaise, sepsis, face edema, hernia.

Cardiovascular System: *Frequent:* hypotension, bradycardia, ECG abnormal, heart failure; *Infrequent:* myocardial infarction, angina pectoris, atrial fibrillation, congestive heart failure, peripheral vascular disorder, supraventricular extrasystoles, ventricular extrasystoles, cardiomegaly.

Digestive System: *Frequent:* constipation, gastroenteritis, fecal incontinence, dyspepsia; *Infrequent:* gamma glutamyl transpeptidase increase, gastritis, dysphagia, periodontitis, stomach ulcer, periodontal abscess, flatulence, liver function tests abnormal, eructation, esophagitis, rectal hemorrhage.

Endocrine System: *Infrequent:* diabetes mellitus.

Hemic and Lymphatic System: *Frequent:* anemia; *Infrequent:* leukocytosis.

Metabolic and Nutritional Disorders: *Frequent:* weight loss, peripheral edema, edema, lactic dehydrogenase increased, alkaline phosphatase increased; *Infrequent:* hypercholesteremia, hypokalemia, hypoglycemia, weight gain, bilirubinemia, BUN increased, B₁₂ deficiency anemia, cachexia, creatinine increased, gout, hyponatremia, hypoproteinemia, iron deficiency anemia, SGOT increased, SGPT increased.

Musculoskeletal System: *Frequent:* arthritis; *Infrequent:* arthrosis, bone fracture, arthralgia, leg cramps, osteoporosis, myalgia.

Nervous System: *Frequent:* agitation, anxiety, tremor, convulsion, wandering, abnormal gait; *Infrequent:* apathy, vertigo, delusions, abnormal dreams, cerebrovascular accident, increased salivation, ataxia, euphoria, vasodilatation, cerebral hemorrhage, cerebral infarction, cerebral ischemia, dementia, extrapyramidal syndrome, grand mal convulsion, hemiplegia, hypertonia, hypokinesia.

Respiratory System: *Frequent:* pharyngitis, pneumonia, cough increased, bronchitis; *Infrequent:* dyspnea, rhinitis, asthma.

Skin and Appendages: *Frequent:* rash, skin ulcer, pruritus; *Infrequent:* psoriasis, skin discoloration, herpes zoster, dry skin, sweating, urticaria, vesiculobullous rash.

Special Senses: *Infrequent:* conjunctivitis, glaucoma, abnormal vision, ear pain, lacrimation disorder.

Urogenital System: *Frequent:* urinary tract infection, cystitis, hematuria, glycosuria; *Infrequent:* vaginitis, dysuria, urinary frequency, albuminuria.

ARICEPT 23 mg/day

Moderate to Severe Alzheimer's Disease

ARICEPT 23 mg/day has been administered to over 1300 individuals globally in clinical trials. Approximately 1050 of these patients have been treated for at least three months and more than 950 patients have been treated for at least six months. The range of patient exposure was from 1 to over 500 days.

Adverse Events Leading to Discontinuation

The rate of discontinuation from a controlled clinical trial of ARICEPT 23 mg/day due to adverse events was higher (18.6%) than for the 10 mg/day treatment group (7.9%). The most common adverse events leading to discontinuation, defined as those occurring in at least 1% of patients and greater than those occurring with 10 mg/day are shown in Table 5.

Table 5. Most Frequent Adverse Events Leading to Discontinuation from a Controlled Clinical Trial by

Treatment Group		
Dose Group	23 mg/day ARICEPT	10 mg/day ARICEPT
Safety Population	963	471
Event/ %Discontinuing		
Vomiting	3	0
Diarrhea	2	0
Nausea	2	0
Dizziness	1	0

The majority of discontinuations due to adverse events in the 23 mg group occurred during the first month of treatment.

Most Frequent Adverse Events Seen in Association with the Use of 23 mg

The most common adverse events, defined as those occurring at a frequency of at least 5%, include nausea, diarrhea, vomiting, and anorexia. These adverse events were often of mild to moderate intensity.

Adverse Events Reported in Controlled Trials

The events cited reflect experience gained under closely monitored conditions of a controlled clinical trial in a highly selected patient population. In actual clinical practice or in other clinical trials, these frequency estimates may not apply, as the conditions of use, reporting behavior, and the kinds of patients treated may differ. Table 6 lists adverse events that were reported in at least 2% of patients who received 23 mg/day of ARICEPT and at a higher frequency than those receiving 10 mg/day of ARICEPT in a controlled clinical trial that compared the two doses. In this study, there were no important differences in the type of adverse events in patients taking ARICEPT with or without memantine.

Table 6. Adverse Events Reported in a Controlled Clinical Trial in Moderate to Severe Alzheimer's Disease in at Least 2% of Patients and Higher in the 23 mg/day Group		
Body System/Adverse Event	23 mg/day ARICEPT	10 mg/day ARICEPT
Safety Population	963	471
Percent of Patients with any Adverse Event	74	64
Gastrointestinal disorders		
Nausea	12	3
Vomiting	9	3
Diarrhea	8	5
General disorders and administration site conditions		
Fatigue	2	1
Asthenia	2	1
Injury, poisoning and procedural complications		
Contusion	2	0
Investigations		
Weight decreased	5	3
Metabolism and nutrition disorders		
Anorexia	5	2
Nervous system		
Dizziness	5	3
Headache	4	3
Somnolence	2	1
Psychiatric disorders		
Insomnia	3	2
Renal and urinary disorders		
Urinary incontinence	3	1

6.2 Postmarketing Experience

Voluntary reports of adverse events temporally associated with ARICEPT that have been received since market introduction that are not listed above, and for which there are inadequate data to determine the causal relationship with the drug include the following: abdominal pain, agitation, cholecystitis, confusion, convulsions, hallucinations, heart block (all types), hemolytic anemia, hepatitis, hyponatremia, neuroleptic malignant syndrome, pancreatitis, and rash.

7. DRUG INTERACTIONS

7.1. Effect of ARICEPT on the Metabolism of Other Drugs

No *in vivo* clinical trials have investigated the effect of ARICEPT on the clearance of drugs metabolized by CYP 3A4 (e.g. cisapride, terfenadine) or by CYP 2D6 (e.g. imipramine). However, *in vitro* studies show a low rate of binding to these enzymes (mean K_i about 50-130 μ M), that, given the therapeutic plasma concentrations of donepezil (164 nM), indicates little likelihood of interference.

Whether ARICEPT has any potential for enzyme induction is not known. Formal pharmacokinetic studies evaluated the potential of ARICEPT for interaction with theophylline, cimetidine, warfarin, digoxin and ketoconazole. No effects of ARICEPT on the pharmacokinetics of these drugs were observed.

7.2. Effect of Other Drugs on the Metabolism of ARICEPT

Ketoconazole and quinidine, inhibitors of CYP450, 3A4 and 2D6, respectively, inhibit donepezil metabolism *in vitro*. Whether there is a clinical effect of quinidine is not known. In a 7-day crossover study in 18 healthy volunteers, ketoconazole (200 mg q.d.) increased mean donepezil (5 mg q.d.) concentrations (AUC_{0-24} and C_{max}) by 36%. The clinical relevance of this increase in concentration is unknown.

A small effect of CYP2D6 inhibitors was identified in a population pharmacokinetic analysis of plasma donepezil concentrations measured in patients with Alzheimer's disease. Donepezil clearance was reduced by approximately 17% in patients taking 10 or 23 mg in combination with a known CYP2D6 inhibitor. This result is consistent with the conclusion that CYP2D6 is a minor metabolic pathway of donepezil.

Inducers of CYP 2D6 and CYP 3A4 (e.g., phenytoin, carbamazepine, dexamethasone, rifampin, and phenobarbital) could increase the rate of elimination of ARICEPT.

Formal pharmacokinetic studies demonstrated that the metabolism of ARICEPT is not significantly affected by concurrent administration of digoxin or cimetidine.

7.3. Use with Anticholinergics

Because of their mechanism of action, cholinesterase inhibitors have the potential to interfere with the activity of anticholinergic medications.

7.4. Use with Cholinomimetics and Other Cholinesterase Inhibitors

A synergistic effect may be expected when cholinesterase inhibitors are given concurrently with succinylcholine, similar neuromuscular blocking agents or cholinergic agonists such as bethanechol.

8. USE IN SPECIFIC POPULATIONS

8.1. Pregnancy

Pregnancy Category C: There are no adequate or well-controlled studies in pregnant women. ARICEPT should be used during pregnancy only if the potential benefit justifies the potential risk to the fetus.

Oral administration of donepezil to pregnant rats and rabbits during the period of organogenesis did not produce any teratogenic effects at doses up to 16 mg/kg/day (approximately 6 times the maximum recommended human dose [MRHD] of 23 mg/day on a mg/m^2 basis) and 10 mg/kg/day (approximately 7 times the MRHD on a mg/m^2 basis), respectively. Oral administration of donepezil (1, 3, 10 mg/kg/day) to rats during late gestation and throughout lactation to weaning produced an increase in stillbirths and reduced offspring survival through postpartum day 4 at the highest dose. The no-effect dose of 3 mg/kg/day is approximately equal to the MRHD on a mg/m^2 basis.

8.2. Nursing Mothers

It is not known whether donepezil is excreted in human breast milk. Caution should be exercised when ARICEPT is administered to a nursing woman.

8.3. Pediatric Use

The safety and effectiveness of ARICEPT in children have not been established.

8.4. Geriatric Use

Alzheimer's disease is a disorder occurring primarily in individuals over 55 years of age. The mean age of patients enrolled in the clinical studies with ARICEPT was 73 years; 80% of these patients were between 65 and 84 years old, and 49% of patients were at or above the age of 75. The efficacy and safety data presented in the clinical trials section were obtained from these patients. There were no clinically significant differences in most adverse events reported by patient groups \geq 65 years old and $<$ 65 years old.

8.5 Lower Weight Individuals

In the controlled clinical trial, among patients in the ARICEPT 23 mg treatment group, those patients weighing $<$ 55 kg reported more nausea, vomiting, and decreased weight than patients weighing 55 kg or more. There were more withdrawals due to adverse events as well. This finding may be related to higher plasma exposure associated with lower weight.

10. OVERDOSAGE

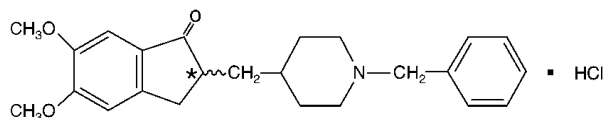
Because strategies for the management of overdose are continually evolving, it is advisable to contact a Poison Control Center to determine the latest recommendations for the management of an overdose of any drug.

As in any case of overdose, general supportive measures should be utilized. Overdosage with cholinesterase inhibitors can result in cholinergic crisis characterized by severe nausea, vomiting, salivation, sweating, bradycardia, hypotension, respiratory depression, collapse and convulsions. Increasing muscle weakness is a possibility and may result in death if respiratory muscles are involved. Tertiary anticholinergics such as atropine may be used as an antidote for ARICEPT overdosage. Intravenous atropine sulfate titrated to effect is recommended: an initial dose of 1.0 to 2.0 mg IV with subsequent doses based upon clinical response. Atypical responses in blood pressure and heart rate have been reported with other cholinomimetics when co-administered with quaternary anticholinergics such as glycopyrrolate. It is not known whether ARICEPT and/or its metabolites can be removed by dialysis (hemodialysis, peritoneal dialysis, or hemofiltration).

Dose-related signs of toxicity in animals included reduced spontaneous movement, prone position, staggering gait, lacrimation, clonic convulsions, depressed respiration, salivation, miosis, tremors, fasciculation and lower body surface temperature.

11. DESCRIPTION

ARICEPT (donepezil hydrochloride) is a reversible inhibitor of the enzyme acetylcholinesterase, known chemically as (\pm)-2, 3-dihydro-5, 6-dimethoxy-2-[[1-(phenylmethyl)-4-piperidinyl]methyl]-1H-inden-1-one hydrochloride. Donepezil hydrochloride is commonly referred to in the pharmacological literature as E2020. It has an empirical formula of $C_{24}H_{29}NO_3 \cdot HCl$ and a molecular weight of 415.96. Donepezil hydrochloride is a white crystalline powder and is freely soluble in chloroform, soluble in water and in glacial acetic acid, slightly soluble in ethanol and in acetonitrile and practically insoluble in ethyl acetate and in n-hexane.



ARICEPT is available for oral administration in film-coated tablets containing 5, 10, or 23 mg of donepezil hydrochloride.

Inactive ingredients in 5 mg and 10 mg tablets are lactose monohydrate, corn starch, microcrystalline cellulose, hydroxypropyl cellulose, and magnesium stearate. The film coating contains talc, polyethylene glycol, hypromellose and titanium dioxide. Additionally, the 10 mg tablet contains yellow iron oxide (synthetic) as a coloring agent.

Inactive ingredients in 23 mg tablets include ethylcellulose, hydroxypropyl cellulose, lactose monohydrate, magnesium stearate and methacrylic acid copolymer, Type C. The film coating includes ferric oxide, hypromellose 2910, polyethylene glycol 8000, talc and titanium dioxide.

ARICEPT ODT tablets are available for oral administration. Each ARICEPT ODT tablet contains 5 or 10 mg of donepezil hydrochloride. Inactive ingredients are carrageenan, mannitol, colloidal silicon dioxide and polyvinyl alcohol. Additionally, the 10 mg tablet contains ferric oxide (yellow) as a coloring agent.

12. CLINICAL PHARMACOLOGY

12.1. Mechanism of Action

Current theories on the pathogenesis of the cognitive signs and symptoms of Alzheimer's disease attribute some of them to a deficiency of cholinergic neurotransmission.

Donepezil hydrochloride is postulated to exert its therapeutic effect by enhancing cholinergic function. This is accomplished by increasing the concentration of acetylcholine through reversible inhibition of its hydrolysis by acetylcholinesterase. There is no evidence that donepezil alters the course of the underlying dementing process.

12.2. Pharmacokinetics

Pharmacokinetics of donepezil are linear over a dose range of 1-10 mg given once daily. The rate and extent of absorption of ARICEPT tablets are not influenced by food.

Based on population pharmacokinetic analysis of plasma donepezil concentrations measured in patients with Alzheimer's disease, following oral dosing, peak plasma concentration is achieved for ARICEPT 23 mg tablets in approximately 8 hours, compared with 3 hours for ARICEPT 10 mg tablets. Peak plasma concentrations were almost 2-fold higher for ARICEPT 23 mg tablets than ARICEPT 10 mg tablets.

ARICEPT ODT 5 mg and 10 mg are bioequivalent to ARICEPT 5 mg and 10 mg tablets, respectively. A food effect study has not been conducted with ARICEPT ODT; however, the effect of food with ARICEPT ODT is expected to be minimal. ARICEPT ODT can be taken without regard to meals.

The elimination half life of donepezil is about 70 hours, and the mean apparent plasma clearance (Cl/F) is 0.13 – 0.19 L/hr/kg. Following multiple dose administration, donepezil accumulates in plasma by 4-7 fold, and steady state is reached within 15 days. The steady state volume of distribution is 12 - 16 L/kg. Donepezil is approximately 96% bound to human plasma proteins, mainly to albumins (about 75%) and alpha₁-acid glycoprotein (about 21%) over the concentration range of 2-1000 ng/mL.

Donepezil is both excreted in the urine intact and extensively metabolized to four major metabolites, two of which are known to be active, and a number of minor metabolites, not all of which have been identified. Donepezil is metabolized by CYP 450 isoenzymes 2D6 and 3A4 and undergoes glucuronidation. Following administration of ¹⁴C-labeled donepezil, plasma radioactivity, expressed as a percent of the administered dose, was present primarily as intact donepezil (53%) and as 6-O-desmethyl donepezil (11%), which has been reported to inhibit AChE to the same extent as donepezil *in vitro* and was found in plasma at concentrations equal to about 20% of donepezil. Approximately 57% and 15% of the total radioactivity was recovered in urine and feces, respectively, over a period of 10 days, while 28% remained unrecovered, with about 17% of the donepezil dose recovered in the urine as unchanged drug. Examination of the effect of CYP2D6 genotype in Alzheimer's patients showed differences in clearance values among CYP2D6 genotype subgroups. When compared to the extensive metabolizers, poor metabolizers had a 31.5% slower clearance and ultra-rapid metabolizers had a 24% faster clearance. These results suggest CYP2D6 has a minor role in the metabolism of donepezil.

Hepatic Disease: In a study of 10 patients with stable alcoholic cirrhosis, the clearance of ARICEPT was decreased by 20% relative to 10 healthy age- and sex-matched subjects.

Renal Disease: In a study of 11 patients with moderate to severe renal impairment (Cl_c < 18 mL/min/1.73 m²) the clearance of ARICEPT did not differ from 11 age- and sex-matched healthy subjects.

Age: No formal pharmacokinetic study was conducted to examine age-related differences in the pharmacokinetics of ARICEPT. Population pharmacokinetic analysis suggested that the clearance of donepezil in patients decreases with increasing age. When compared with 65-year old subjects, 90-year old subjects have a 17% decrease in clearance, while 40-year old subjects have a 33% increase in clearance. The effect of age on donepezil clearance may not be clinically significant.

Gender and Race: No specific pharmacokinetic study was conducted to investigate the effects of gender and race on the disposition of ARICEPT. However, retrospective pharmacokinetic analysis and population pharmacokinetic analysis of plasma donepezil concentrations measured in patients with Alzheimer's disease indicates that gender and race (Japanese and Caucasians) did not affect the clearance of ARICEPT to an important degree.

Body weight: There was a relationship noted between body weight and clearance. Over the range of body weight from 50 kg to 110 kg, clearance increased from 7.77 L/h to 14.04 L/h, with a value of 10 L/hr for 70 kg individuals.

Drugs Highly Bound to Plasma Proteins: Drug displacement studies have been performed *in vitro* between this highly bound drug (96%) and other drugs such as furosemide, digoxin, and warfarin. ARICEPT at concentrations of 0.3-10 micrograms/mL did not affect the binding of furosemide (5 micrograms/mL), digoxin (2 ng/mL), and warfarin (3 micrograms/mL) to human albumin. Similarly, the binding of ARICEPT to human albumin was not affected by furosemide, digoxin and warfarin.

13. NONCLINICAL TOXICOLOGY

13.1. Carcinogenesis, Mutagenesis, Impairment of Fertility

No evidence of a carcinogenic potential was obtained in an 88-week carcinogenicity study of donepezil hydrochloride conducted in CD-1 mice at doses up to 180 mg/kg/day (approximately 90 times the maximum recommended human dose on a mg/m² basis), or in a 104-week carcinogenicity study in Sprague-Dawley rats at doses up to 30 mg/kg/day (approximately 30 times the maximum recommended human dose on a mg/m² basis).

Donepezil was not mutagenic in the Ames reverse mutation assay in bacteria, or in a mouse lymphoma forward mutation assay *in vitro*. In the chromosome aberration test in cultures of Chinese hamster lung (CHL) cells, some clastogenic effects were observed. Donepezil was not clastogenic in the *in vivo* mouse micronucleus test and was not genotoxic in an *in vivo* unscheduled DNA synthesis assay in rats.

Donepezil had no effect on fertility in rats at doses up to 10 mg/kg/day (approximately 8 times the maximum recommended human dose on a mg/m² basis).

14. CLINICAL STUDIES

The effectiveness of ARICEPT as a treatment for Alzheimer's disease is demonstrated by the results of randomized, double-blind, placebo-controlled clinical investigations

14.1 Mild to Moderate Alzheimer's disease

The effectiveness of ARICEPT as a treatment for mild to moderate Alzheimer's disease is demonstrated by the results of two randomized, double-blind, placebo-controlled clinical investigations in patients with Alzheimer's disease (diagnosed by NINCDS and DSM III-R criteria, Mini-Mental State Examination ≥ 10 and ≤ 26 and Clinical Dementia Rating of 1 or 2). The mean age of patients participating in ARICEPT trials was 73 years with a range of 50 to 94. Approximately 62% of patients were women and 38% were men. The racial distribution was white 95%, black 3% and other races 2%.

Study Outcome Measures: In each study, the effectiveness of treatment with ARICEPT was evaluated using a dual outcome assessment strategy.

The ability of ARICEPT to improve cognitive performance was assessed with the cognitive subscale of the Alzheimer's Disease Assessment Scale (ADAS-cog), a multi-item instrument that has been extensively validated in longitudinal cohorts of Alzheimer's disease patients. The ADAS-cog

examines selected aspects of cognitive performance including elements of memory, orientation, attention, reasoning, language and praxis. The ADAS-cog scoring range is from 0 to 70, with higher scores indicating greater cognitive impairment. Elderly normal adults may score as low as 0 or 1, but it is not unusual for non-demented adults to score slightly higher.

The patients recruited as participants in each study had mean scores on the ADAS-cog of approximately 26 points, with a range from 4 to 61. Experience based on longitudinal studies of ambulatory patients with mild to moderate Alzheimer's disease suggest that scores on the ADAS-cog increase (worsen) by 6 – 12 points per year. However, smaller changes may be seen in patients with very mild or very advanced disease since the ADAS-cog is not uniformly sensitive to change over the course of the disease. The annualized rate of decline in the placebo patients participating in ARICEPT trials was approximately 2 to 4 points per year.

The ability of ARICEPT to produce an overall clinical effect was assessed using a Clinician's Interview-Based Impression of Change that required the use of caregiver information, the CIBIC-plus. The CIBIC-plus is not a single instrument and is not a standardized instrument like the ADAS-cog. Clinical trials for investigational drugs have used a variety of CIBIC formats, each different in terms of depth and structure.

As such, results from a CIBIC-plus reflect clinical experience from the trial or trials in which it was used and cannot be compared directly with the results of CIBIC-plus evaluations from other clinical trials. The CIBIC-plus used in ARICEPT trials was a semi-structured instrument that was intended to examine four major areas of patient function: General, Cognitive, Behavioral and Activities of Daily Living. It represents the assessment of a skilled clinician based upon his/her observations at an interview with the patient, in combination with information supplied by a caregiver familiar with the behavior of the patient over the interval rated. The CIBIC-plus is scored as a seven point categorical rating, ranging from a score of 1, indicating "markedly improved," to a score of 4, indicating "no change" to a score of 7, indicating "markedly worse." The CIBIC-plus has not been systematically compared directly to assessments not using information from caregivers (CIBIC) or other global methods.

Thirty-Week Study

In a study of 30 weeks duration, 473 patients were randomized to receive single daily doses of placebo, 5 mg/day or 10 mg/day of ARICEPT. The 30-week study was divided into a 24-week double-blind active treatment phase followed by a 6-week single-blind placebo washout period. The study was designed to compare 5 mg/day or 10 mg/day fixed doses of ARICEPT to placebo. However, to reduce the likelihood of cholinergic effects, the 10 mg/day treatment was started following an initial 7-day treatment with 5 mg/day doses.

Effects on the ADAS-cog: Figure 1 illustrates the time course for the change from baseline in ADAS-cog scores for all three dose groups over the 30 weeks of the study. After 24 weeks of treatment, the mean differences in the ADAS-cog change scores for ARICEPT treated patients compared to the patients on placebo were 2.8 and 3.1 points for the 5 mg/day and 10 mg/day treatments, respectively. These differences were statistically significant. While the treatment effect size may appear to be slightly greater for the 10 mg/day treatment, there was no statistically significant difference between the two active treatments.

Following 6 weeks of placebo washout, scores on the ADAS-cog for both the ARICEPT treatment groups were indistinguishable from those patients who had received only placebo for 30 weeks. This suggests that the beneficial effects of ARICEPT abate over 6 weeks following discontinuation of treatment and do not represent a change in the underlying disease. There was no evidence of a rebound effect 6 weeks after abrupt discontinuation of therapy.

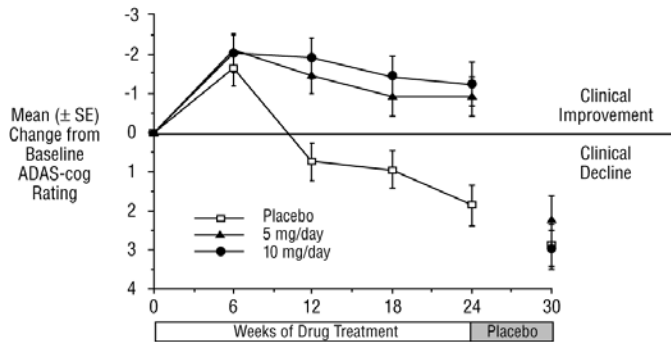


Figure 1. Time-course of the Change from Baseline in ADAS-cog Score for Patients Completing 24 Weeks of Treatment.

Figure 2 illustrates the cumulative percentages of patients from each of the three treatment groups who had attained the measure of improvement in ADAS-cog score shown on the X axis. Three change scores, (7-point and 4-point reductions from baseline or no change in score) have been identified for illustrative purposes, and the percent of patients in each group achieving that result is shown in the inset table.

The curves demonstrate that both patients assigned to placebo and ARICEPT have a wide range of responses, but that the active treatment groups are more likely to show greater improvements. A curve for an effective treatment would be shifted to the left of the curve for placebo, while an ineffective or deleterious treatment would be superimposed upon or shifted to the right of the curve for placebo.

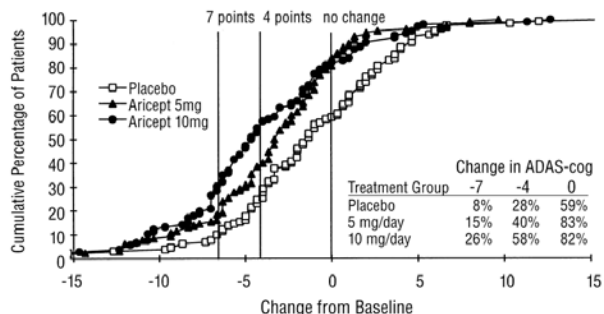


Figure 2. Cumulative Percentage of Patients Completing 24 Weeks of Double-blind Treatment with Specified Changes from Baseline ADAS-cog Scores. The Percentages of Randomized Patients who Completed the Study were: Placebo 80%, 5 mg/day 85% and 10 mg/day 68%.

Effects on the CIBIC-plus: Figure 3 is a histogram of the frequency distribution of CIBIC-plus scores attained by patients assigned to each of the three treatment groups who completed 24 weeks of treatment. The mean drug-placebo differences for these groups of patients were 0.35 points and 0.39 points for 5 mg/day and 10 mg/day of ARICEPT, respectively. These differences were statistically significant. There was no statistically significant difference between the two active treatments.

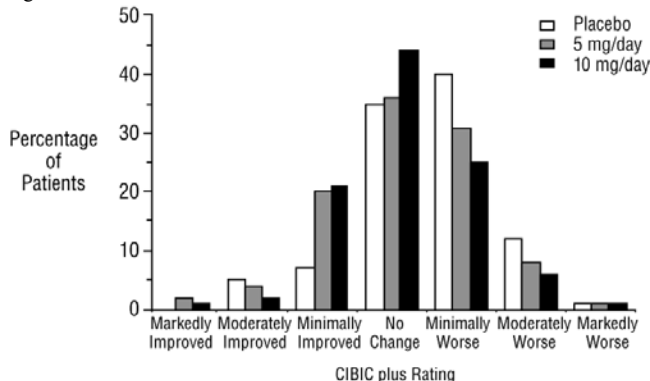


Figure 3. Frequency Distribution of CIBIC plus Scores at Week 24

Fifteen-Week Study

In a study of 15 weeks duration, patients were randomized to receive single daily doses of placebo or either 5 mg/day or 10 mg/day of ARICEPT for 12

weeks, followed by a 3-week placebo washout period. As in the 30-week study, to avoid acute cholinergic effects, the 10 mg/day treatment followed an initial 7-day treatment with 5 mg/day doses.

Effects on the ADAS-Cog: Figure 4 illustrates the time course of the change from baseline in ADAS-cog scores for all three dose groups over the 15 weeks of the study. After 12 weeks of treatment, the differences in mean ADAS-cog change scores for the ARICEPT treated patients compared to the patients on placebo were 2.7 and 3.0 points each, for the 5 and 10 mg/day ARICEPT treatment groups, respectively. These differences were statistically significant. The effect size for the 10 mg/day group may appear to be slightly larger than that for 5 mg/day. However, the differences between active treatments were not statistically significant.

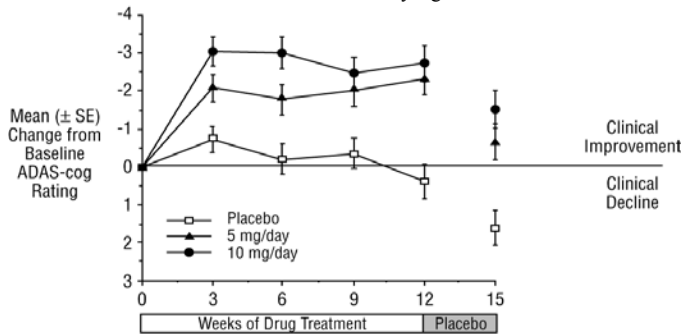


Figure 4. Time-course of the Change from Baseline in ADAS-cog Score for Patients Completing the 15-week Study.

Following 3 weeks of placebo washout, scores on the ADAS-cog for both the ARICEPT treatment groups increased, indicating that discontinuation of ARICEPT resulted in a loss of its treatment effect. The duration of this placebo washout period was not sufficient to characterize the rate of loss of the treatment effect, but, the 30-week study (see above) demonstrated that treatment effects associated with the use of ARICEPT abate within 6 weeks of treatment discontinuation.

Figure 5 illustrates the cumulative percentages of patients from each of the three treatment groups who attained the measure of improvement in ADAS-cog score shown on the X axis. The same three change scores, (7-point and 4-point reductions from baseline or no change in score) as selected for the 30-week study have been used for this illustration. The percentages of patients achieving those results are shown in the inset table.

As observed in the 30-week study, the curves demonstrate that patients assigned to either placebo or to ARICEPT have a wide range of responses, but that the ARICEPT treated patients are more likely to show greater improvements in cognitive performance.

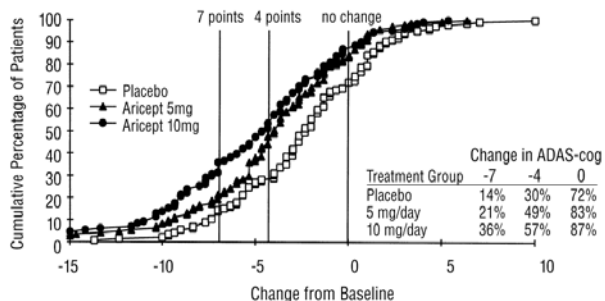


Figure 5. Cumulative Percentage of Patients with Specified Changes from Baseline ADAS-cog Scores. The Percentages of Randomized Patients Within Each Treatment Group Who Completed the Study Were: Placebo 93%, 5 mg/day 90% and 10 mg/day 82%.

Effects on the CIBIC-plus: Figure 6 is a histogram of the frequency distribution of CIBIC-plus scores attained by patients assigned to each of the three treatment groups who completed 12 weeks of treatment. The differences in mean scores for ARICEPT treated patients compared to the patients on placebo at Week 12 were 0.36 and 0.38 points for the 5 mg/day and 10 mg/day treatment groups, respectively. These differences were statistically significant.

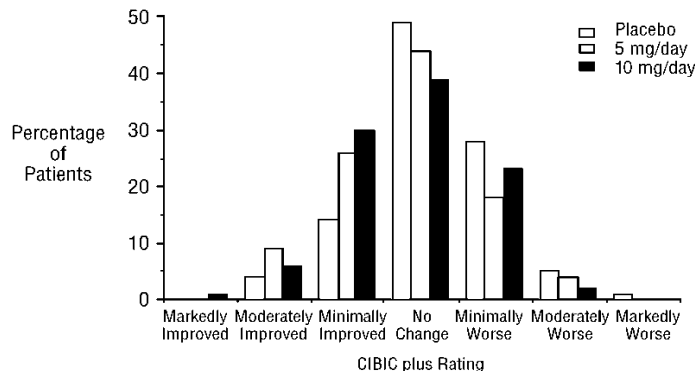


Figure 6. Frequency Distribution of CIBIC plus Scores at Week 12

In both studies, patient age, sex and race were not found to predict the clinical outcome of ARICEPT treatment.

14.2 Moderate to Severe Alzheimer's disease

The effectiveness of ARICEPT in the treatment of patients with moderate to severe Alzheimer's Disease was established in studies employing doses of 10 mg/day and 23 mg/day.

Studies of 10 mg/day

Swedish 6 Month Study

The effectiveness of ARICEPT as a treatment for severe Alzheimer's disease is demonstrated by the results of a randomized, double-blind, placebo-controlled clinical study conducted in Sweden (6 month study) in patients with probable or possible Alzheimer's disease diagnosed by NINCDS-ADRDA and DSM-IV criteria, MMSE: range of 1-10. Two hundred and forty eight (248) patients with severe Alzheimer's disease were randomized to ARICEPT or placebo. For patients randomized to ARICEPT, treatment was initiated at 5 mg once daily for 28 days and then increased to 10 mg once daily. At the end of the 6 month treatment period, 90.5% of the ARICEPT treated patients were receiving the 10 mg/day dose. The mean age of patients was 84.9 years, with a range of 59 to 99. Approximately 77 % of patients were women, and 23 % were men. Almost all patients were Caucasian. Probable AD was diagnosed in the majority of the patients (83.6% of ARICEPT treated patients and 84.2% of placebo treated patients).

Study Outcome Measures: The effectiveness of treatment with ARICEPT was determined using a dual outcome assessment strategy that evaluated cognitive function using an instrument designed for more impaired patients and overall function through caregiver-rated assessment. This study showed that patients on ARICEPT experienced significant improvement on both measures compared to placebo.

The ability of ARICEPT to improve cognitive performance was assessed with the Severe Impairment Battery (SIB). The SIB, a multi-item instrument, has been validated for the evaluation of cognitive function in patients with moderate to severe dementia. The SIB evaluates selective aspects of cognitive performance, including elements of memory, language, orientation, attention, praxis, visuospatial ability, construction, and social interaction. The SIB scoring range is from 0 to 100, with lower scores indicating greater cognitive impairment.

Daily function was assessed using the Modified Alzheimer's Disease Cooperative Study Activities of Daily Living Inventory for Severe Alzheimer's Disease (ADCS-ADL-severe). The ADCS-ADL-severe is derived from the Alzheimer's Disease Cooperative Study Activities of Daily Living Inventory, which is a comprehensive battery of ADL questions used to measure the functional capabilities of patients. Each ADL item is rated from the highest level of independent performance to complete loss. The ADCS-ADL-severe is a subset of 19 items, including ratings of the patient's ability to eat, dress, bathe, use the telephone, get around (or travel), and perform other activities of daily living; it has been validated for the assessment of patients with moderate to severe dementia. The ADCS-ADL-severe has a scoring range of 0 to 54, with the lower scores indicating greater functional impairment. The investigator performs the inventory by

interviewing a caregiver, in this study a nurse staff member, familiar with the functioning of the patient.

Effects on the SIB:

Figure 7 shows the time course for the change from baseline in SIB score for the two treatment groups over the 6 months of the study. At 6 months of treatment, the mean difference in the SIB change scores for ARICEPT treated patients compared to patients on placebo was 5.9 points. ARICEPT treatment was statistically significantly superior to placebo.

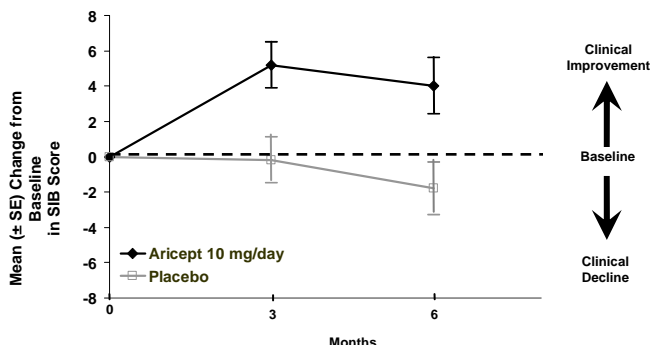


Figure 7. Time course of the change from baseline in SIB score for patients completing 6 months of treatment.

Figure 8 illustrates the cumulative percentages of patients from each of the two treatment groups who attained the measure of improvement in SIB score shown on the X-axis. While patients assigned both to ARICEPT and to placebo have a wide range of responses, the curves show that the ARICEPT group is more likely to show a greater improvement in cognitive performance.

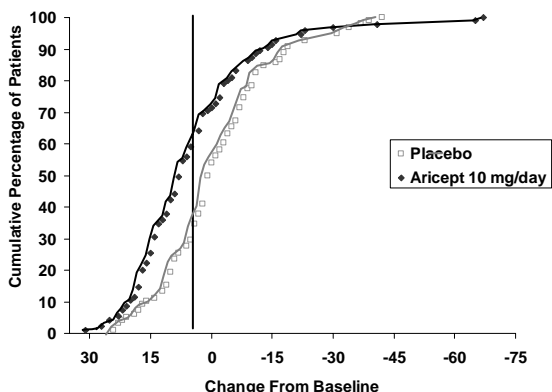


Figure 8. Cumulative percentage of patients completing 6 months of double-blind treatment with particular changes from baseline in SIB scores.

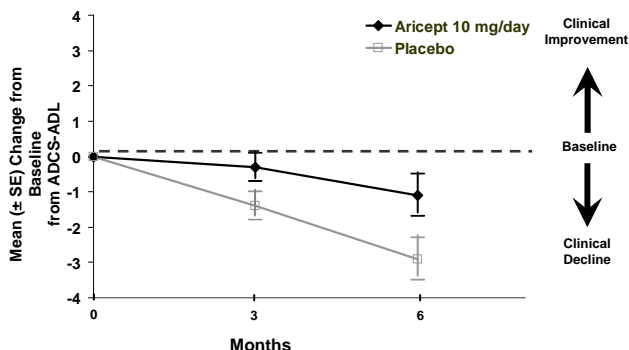


Figure 9. Time course of the change from baseline in ADCS-ADL-severe score for patients completing 6 months of treatment.

Effects on the ADCS-ADL-severe: Figure 9 illustrates the time course for the change from baseline in ADCS-ADL-severe scores for patients in the two treatment groups over the 6 months of the study. After 6 months of treatment, the mean difference in the ADCS-ADL-severe change scores for ARICEPT treated patients compared to patients on placebo was 1.8 points. ARICEPT treatment was statistically significantly superior to placebo.

Figure 10 shows the cumulative percentages of patients from each treatment group with specified changes from baseline ADCS-ADL-severe scores. While both patients assigned to ARICEPT and placebo have a wide range of responses, the curves demonstrate that the ARICEPT group is more likely to show a smaller decline or an improvement.

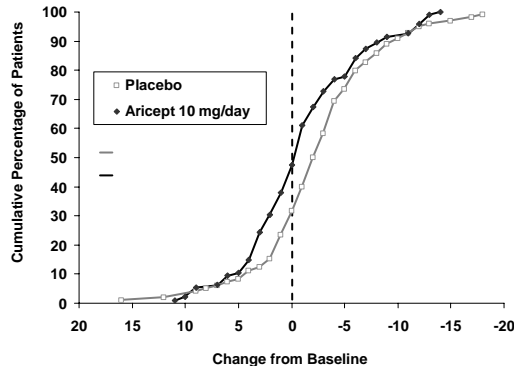


Figure 10. Cumulative percentage of patients completing 6 months of double-blind treatment with particular changes from baseline in ADCS-ADL-severe scores.

Japanese 24-Week Study

In a study of 24 weeks duration conducted in Japan, 325 patients with severe Alzheimer’s disease were randomized to doses of 5 mg/day or 10 mg/day of donepezil, administered once daily, or placebo. Patients randomized to treatment with donepezil were to achieve their assigned doses by titration, beginning at 3 mg/day, and extending over a maximum of 6 weeks. Two hundred and forty eight (248) patients completed the study, with similar proportions of patients completing the study in each treatment group. The primary efficacy measures for this study were the SIB and CIBIC-plus.

At 24 weeks of treatment, statistically significant treatment differences were observed between the 10 mg/day dose of donepezil and placebo on both the SIB and CIBIC-plus. The 5 mg/day dose of donepezil showed a statistically significant superiority to placebo on the SIB, but not on the CIBIC-plus.

Study of 23 mg/day

The effectiveness of ARICEPT 23 mg/day as a treatment for moderate to severe Alzheimer’s disease has been demonstrated by the results of a randomized, double-blind, controlled clinical investigation in patients with moderate to severe Alzheimer’s disease. The controlled clinical study was conducted globally in patients with probable Alzheimer’s disease diagnosed by NINCDS-ADRDA and DSM-IV criteria, MMSE: range of 0-20. Patients were required to have been on a stable dose of ARICEPT 10 mg/day for at least 3 months prior to screening. One thousand four hundred and thirty four (1434) patients with moderate to severe Alzheimer’s disease were randomized to 23 mg/day or 10 mg/day. The mean age of patients was 73.8 years, with a range of 47 to 90. Approximately 63% of patients were women, and 37% were men. Approximately 36% of the patients were taking memantine throughout the study.

Study Outcome Measures: The effectiveness of treatment with 23 mg/day was determined using a dual outcome assessment strategy that evaluated cognitive function using an instrument designed for more impaired patients and overall function through caregiver-rated assessment. This study showed that patients on 23 mg/day experienced important clinical benefit on both measures compared to 10 mg/day.

The ability of 23 mg/day to improve cognitive performance was assessed with the Severe Impairment Battery (SIB). The SIB, a multi-item instrument, has been validated for the evaluation of cognitive function in patients with moderate to severe dementia. The SIB evaluates selective aspects of cognitive performance, including elements of memory, language, orientation, attention, praxis, visuospatial ability, construction, and social interaction. The SIB scoring range is from 0 to 100, with lower scores indicating greater cognitive impairment.

The ability of 23 mg/day to produce an overall clinical effect was assessed using a Clinician’s Interview-Based Impression of Change that incorporated the use of caregiver information, the CIBIC-plus. The CIBIC-plus used in this trial was a semi-structured instrument that examines four major areas of

patient function: General, Cognitive, Behavioral and Activities of Daily Living. It represents the assessment of a skilled clinician based upon his/her observations at an interview with the patient, in combination with information supplied by a caregiver familiar with the behavior of the patient over the interval rated. The CIBIC-plus is scored as a seven-point categorical rating, ranging from a score of 1, indicating “markedly improved,” to a score of 4, indicating “no change” to a score of 7, indicating “markedly worse.”

Effects on the SIB:

Figure 11 shows the time course for the change from baseline in SIB score for the two treatment groups over the 24 weeks of the study. At 24 weeks of treatment, the LS mean difference in the SIB change scores for 23 mg/day-treated patients compared to patients treated with 10 mg was 2.2 units (p = 0.0001). The dose of 23 mg/day was statistically significantly superior to the dose of 10 mg/day.

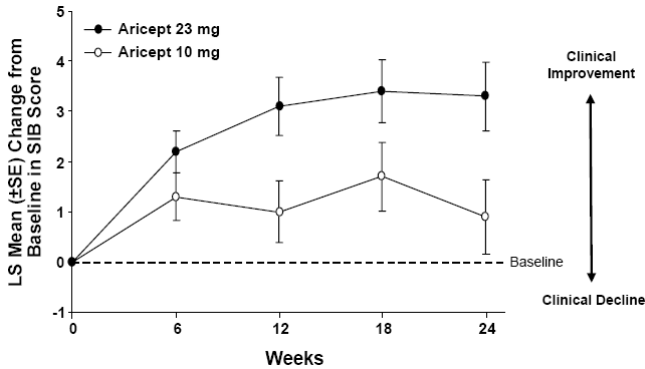


Figure 11. Time-course of the Change from Baseline in SIB Score for Patients Completing 24 Weeks of Treatment.

Figure 12 illustrates the cumulative percentages of patients from each of the two treatment groups who attained the measure of improvement in SIB score shown on the X-axis. While patients assigned both to 23 mg/day and to 10 mg/day have a wide range of responses, the curves show that the 23 mg-group is more likely to show a greater improvement in cognitive performance. When such curves are shifted to the left, this indicates a greater percentage of patients responding to treatment on the SIB.

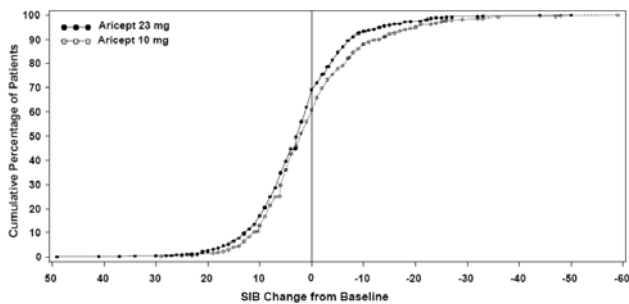


Figure 12. Cumulative Percentage of Patients Completing 24 Weeks of Double-blind Treatment with Specified Changes from Baseline SIB Scores

Effects on the CIBIC-plus: Figure 13 is a histogram of the frequency distribution of CIBIC-plus scores attained by patients at the end of 24 weeks of treatment. The mean difference between the 23 mg/day and 10 mg/day treatment groups was 0.06 units. This difference was not statistically significant.

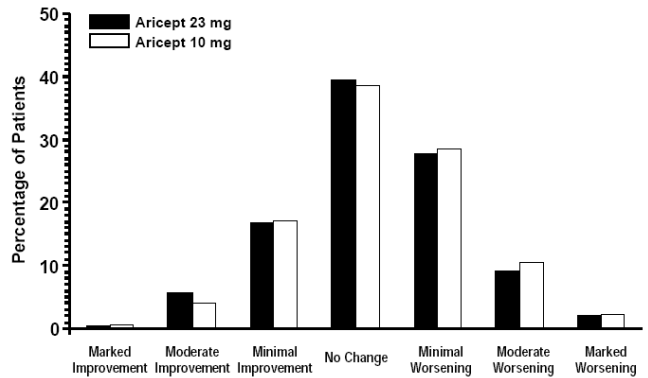


Figure 13. Frequency Distribution of CIBIC plus Scores at Week 24

16. HOW SUPPLIED/STORAGE AND HANDLING

16.1. ARICEPT Tablets

Supplied as film-coated, round tablets containing 5 mg, 10 mg, or 23 mg of donepezil hydrochloride.

The 5 mg tablets are white. The strength, in mg (5), is debossed on one side and ARICEPT is debossed on the other side.

Bottles of 30 (NDC# 62856-245-30)

Bottles of 90 (NDC# 62856-245-90)

Bottles of 1000 (NDC# 62856-245-11)

Unit Dose Blister Package 100 (10x10) (NDC# 62856-245-41)

The 10 mg tablets are yellow. The strength, in mg (10), is debossed on one side and ARICEPT is debossed on the other side.

Bottles of 30 (NDC# 62856-246-30)

Bottles of 90 (NDC# 62856-246-90)

Bottles of 1000 (NDC# 62856-246-11)

Unit Dose Blister Package 100 (10x10) (NDC# 62856-246-41)

The 23 mg tablets are reddish in color. The strength, in mg (23), is debossed on one side and ARICEPT is debossed on the other side.

Bottles of 30 (NDC# 62856-247-30)

Bottles of 90 (NDC# 62856-247-90)

16.2. ARICEPT ODT

Supplied as round tablets containing either 5 mg or 10 mg of donepezil hydrochloride.

The 5 mg orally disintegrating tablets are white. The strength, in mg (5), is embossed on one side and ARICEPT is embossed on the other side.

5 mg (White) Unit Dose Blister Package 30 (10x3)

(NDC# 62856-831-30)

The 10 mg orally disintegrating tablets are yellow. The strength, in mg (10), is embossed on one side and ARICEPT is embossed on the other side.

10 mg (Yellow) Unit Dose Blister Package 30 (10x3)

(NDC# 62856-832-30)

Storage: Store at controlled room temperature, 15°C to 30°C (59°F to 86°F).

17. PATIENT COUNSELING INFORMATION

See FDA-approved Patient Package Insert attached to this label.

To assure safe and effective use of ARICEPT, the information and instructions provided in the attached Patient Package Insert should be discussed with patients and caregivers.

Patients and caregivers should be instructed to take ARICEPT only once per day, as prescribed.

Patients and caregivers should be instructed that ARICEPT tablets should not be split or crushed. ARICEPT tablets should be swallowed whole. ARICEPT ODT tablets should not be swallowed whole, but be allowed to dissolve on the tongue and followed with water.

Patients and caregivers should be advised that the product may cause nausea, diarrhea, insomnia, vomiting, muscle cramps, fatigue and decreased appetite.

ARICEPT PATIENT PACKAGE INSERT

ARICEPT® (Air-eh-sept)
(donepezil hydrochloride) tablets

- Tablets: 5 mg, 10 mg, and 23 mg

ARICEPT® ODT (Air-eh-sept oh-dee-tee)
(donepezil hydrochloride) orally disintegrating tablets

- ODT Tablets: 5 mg and 10 mg

Read the Patient Information that comes with ARICEPT before the patient starts taking it and each time you get a refill. There may be new information. This leaflet does not take the place of talking with the doctor about Alzheimer's disease or treatment for it. If you have questions, ask the doctor or pharmacist.

What is ARICEPT?

ARICEPT comes as ARICEPT film-coated tablets in dosage strengths of 5 mg, 10 mg, and 23 mg, and as ARICEPT Orally Disintegrating Tablets (ODT; 5 mg and 10 mg). Except where indicated, all the information about ARICEPT in this leaflet also applies to ARICEPT ODT.

ARICEPT is a prescription medicine to treat mild Alzheimer's disease (up to 10 mg) and moderate to severe Alzheimer's disease (up to 23 mg). ARICEPT can help with mental function and with doing daily tasks. ARICEPT does not work the same in all people. Some people may:

- Seem much better
- Get better in small ways or stay the same
- Get worse over time but slower than expected
- Not change and then get worse as expected

ARICEPT does not cure Alzheimer's disease. All patients with Alzheimer's disease get worse over time, even if they take ARICEPT.

ARICEPT has not been approved as a treatment for any medical condition in children.

Who should not take ARICEPT?

The patient should not take ARICEPT if allergic to any of the ingredients in ARICEPT or to medicines that contain piperidines. Ask the patient's doctor if you are not sure. See the end of this leaflet for a list of ingredients in ARICEPT.

What should I tell the doctor before the patient takes ARICEPT?

Tell the doctor about all the patient's present or past health problems.

Include:

- Any heart problems including problems with irregular, slow, or fast heartbeats
- Asthma or lung problems
- A seizure
- Stomach ulcers
- Difficulty passing urine
- Liver or kidney problems
- Trouble swallowing tablets
- Present pregnancy or plans to become pregnant. It is not known if ARICEPT can harm an unborn baby.
- Present breast-feeding. It is not known if ARICEPT passes into breast milk. ARICEPT is not for women who are breast-feeding.

Tell the doctor about all the medicines the patient takes, including prescription and non-prescription medicines, vitamins, and herbal products. ARICEPT and other medicines may affect each other.

Be particularly sure to tell the doctor if the patient takes aspirin or medicines called nonsteroidal anti-inflammatory drugs (NSAIDs). There are many NSAID medicines, both prescription and non-prescription. Ask the doctor or pharmacist if you are not sure if any of the patient's medicines are NSAIDs. Taking NSAIDs and ARICEPT together may make the patient more likely to get stomach ulcers.

ARICEPT taken with certain medicines used for anesthesia may cause side effects. Tell the responsible doctor or dentist that the patient takes ARICEPT before the patient has:

- surgery
- medical procedures
- dental surgery or procedures.

Know the medicines that the patient takes. Keep a list of all the patient's medicines. Show it to the doctor or pharmacist before the patient starts a new medicine.

How should the patient take ARICEPT?

- Give ARICEPT exactly as prescribed by the doctor. Do not stop ARICEPT or change the dose yourself. Talk with the doctor first.
- Give ARICEPT one time each day. ARICEPT can be taken with or without food.
- ARICEPT Tablets (but not ARICEPT ODT) should be swallowed whole without the tablets being broken or crushed.
- ARICEPT ODT melts on the tongue. The patient should drink some water after the tablet melts.
- If you miss giving the patient a dose of ARICEPT, just wait. Give only the next dose at the usual time. Do not give 2 doses at the same time.
- If ARICEPT is missed for 7 days or more, talk with the doctor before starting again.
- If the patient takes too much ARICEPT at one time, call the doctor or poison control center, or go to the emergency room right away.

What are the possible side effects of ARICEPT?

ARICEPT may cause the following serious side effects:

- **slow heartbeat and fainting.** This happens more often in people with heart problems. Call the doctor right away if the patient faints while taking ARICEPT.
- **more stomach acid.** This raises the chance of ulcers and bleeding, especially when taking ARICEPT 23 mg. The risk is higher for patients who had ulcers, or take aspirin or other NSAIDs.
- worsening of lung problems in people with asthma or other lung disease.
- seizures.
- difficulty passing urine.

Call the doctor *right away* if the patient has:

- fainting.
- heartburn or stomach pain that is new or won't go away.
- nausea or vomiting, blood in the vomit, dark vomit that looks like coffee grounds.
- bowel movements or stools that look like black tar.
- new or worse asthma or breathing problems.
- seizures.
- difficulty passing urine.

The most common side effects of ARICEPT are:

- nausea
- diarrhea
- not sleeping well
- vomiting
- muscle cramps
- feeling tired
- not wanting to eat

These side effects may get better after the patient takes ARICEPT for a while. This is not a complete list of side effects with ARICEPT. For more information, ask the doctor or pharmacist.

Call your doctor for medical advice about side effects. You may report side effects to FDA at 1-800-FDA-1088.

How should ARICEPT be stored ?

Store ARICEPT at room temperature between 59° to 86°F (15° to 30°C).

Keep ARICEPT and all medicines out of the reach of children.

General information about ARICEPT

Medicines are sometimes prescribed for conditions that are not mentioned in this Patient Information Leaflet. Do not use ARICEPT for a condition for which it was not prescribed. Do not give ARICEPT to people other than the patient, even if they have the same symptoms as the patient, as it may harm them.

This leaflet summarizes the most important information about ARICEPT. If you would like more information talk with the patient's doctor. You can ask your pharmacist or doctor for information about ARICEPT that is written for health professionals. For more information, go to www.ARICEPT.com, or call 1-800-760-6029.

What are the ingredients in ARICEPT?

Active ingredient: donepezil hydrochloride

Inactive ingredients:

- **ARICEPT 5 mg and 10 mg film-coated tablets:** lactose monohydrate, cornstarch, microcrystalline cellulose, hydroxypropyl cellulose, and magnesium stearate. The film coating contains talc, polyethylene glycol, hypromellose, and titanium dioxide. Additionally, the 10 mg tablet contains yellow iron oxide (synthetic) as a coloring agent.
- **ARICEPT 23 mg film-coated tablets:** ethylcellulose, hydroxypropyl cellulose, lactose monohydrate, magnesium stearate and methacrylic acid copolymer, Type C. The reddish color film coating includes ferric oxide, hypromellose 2910, polyethylene glycol 8000, talc and titanium dioxide.
- **ARICEPT ODT 5 mg and 10 mg tablets:** carrageenan, mannitol, colloidal silicon dioxide, and polyvinyl alcohol. The 10 mg tablet contains yellow iron oxide (synthetic) as a coloring agent.

ARICEPT® is a registered trademark of
Eisai Co., Ltd.

Manufactured and Marketed by Eisai Inc., Woodcliff Lake, NJ 07677
Marketed by Pfizer Inc, New York, NY 10017

Rx Only

© 2010 Eisai Inc.