

Help prevent returns with proper administration!

What you should know about AzaSite®:

- AzaSite® is azithromycin formulated in DuraSite®, a viscous, gel-like delivery vehicle.
- AzaSite® comes in a lower-fill bottle (2.5 mL in a 5-mL bottle), so even a full bottle may feel very light or even seem empty.
- Although AzaSite® is located in the pharmacy refrigerator, it can be stored at room temperature once dispensed.

Please visit www.AzaSite.com or call **1-888-881-4696** for additional information on AzaSite® and how to use it.

AzaSITE[®]
(azithromycin ophthalmic solution) 1%

INSPIRE 

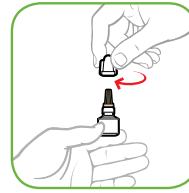
©2008 AZA-0285 June 2008 Inspire Pharmaceuticals, Inc.

AzaSite and DuraSite are registered trademarks of InSite Vision, Inc. All rights reserved.

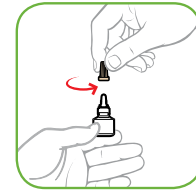
How to Use AzaSite®

Before using AzaSite®, thoroughly wash your hands. Then follow the steps listed below.

Please follow steps 1 and 2 the *first time* you use a new bottle of AzaSite®:

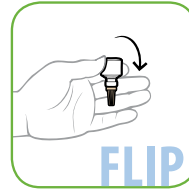


1. Remove the white tamper-evident cap by turning it in a clockwise direction. Discard the white cap.

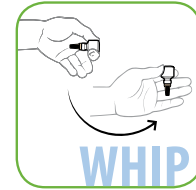


2. Holding the bottle upright, remove the tan cap. This will allow any excess pressure in the bottle to be released. Replace the tan cap on the bottle and close securely.

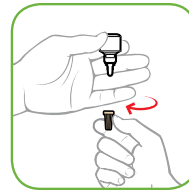
Please follow steps 3 through 6 *each time* you use AzaSite®:



3. Turn the closed bottle upside down.



4. Shake hand firmly before each use to move the contents into the tip of the bottle.



5. Keeping the bottle upside down, remove the tan cap.



6. Tilt head back. With the bottle inverted, gently squeeze the bottle to instill 1 drop into each affected eye. Replace the tan cap back on the bottle and close securely after each administration for proper storage.

Just remember—**Flip, Whip, and Drip.**